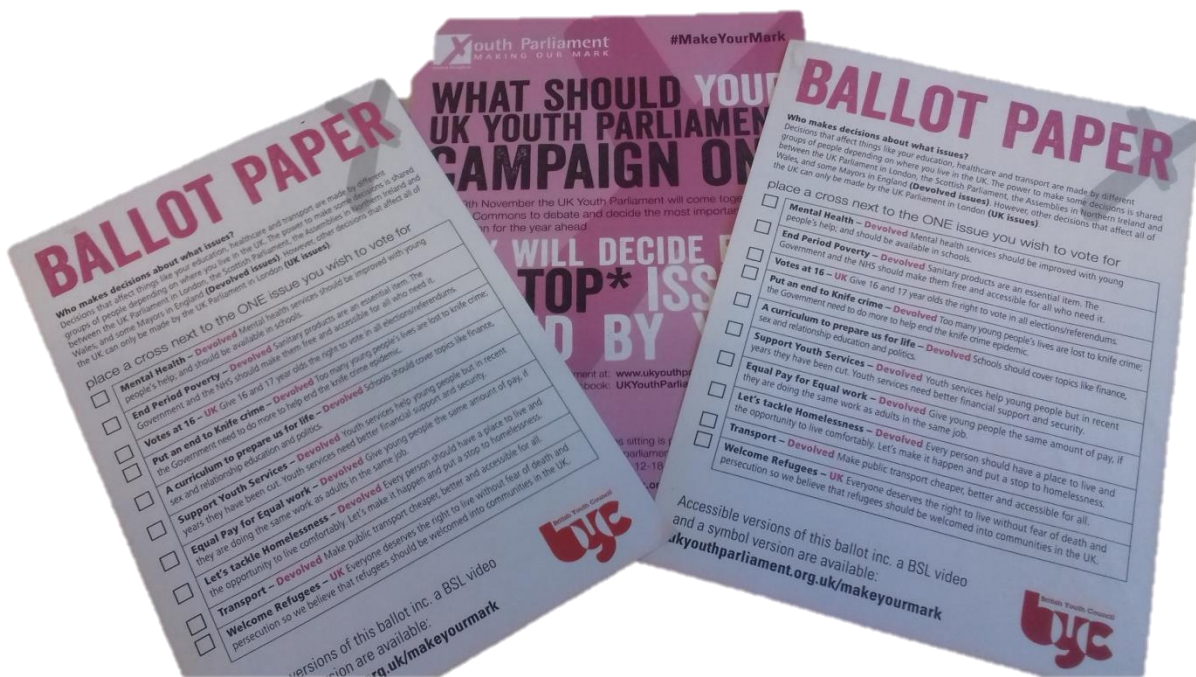




Make Your Mark Results 2018



Young People's Views Worcestershire

During September and October 2018, The Worcestershire Youth Cabinet were busy getting ballot sheets filled in by young people throughout Worcestershire to find out what their most important issue was.

This was part of a national consultation organised by the UK Youth Parliament and British Youth Council to find out what young people wanted UKYP to focus on for the next year. It also decided what issues were debated in the UK Youth Parliament's House of Commons event that took place on the 9th November.

Youth Population of Worcestershire

Here below are population figures taken from the mid-year estimates for the County of Worcestershire. The figures are for mid-2016, and were released by ONS in June 2017. All of our statistics are provided by the [Office of National Statistics](#) (ONS). Unfortunately from this data we cannot fully know how many young people are between the ages of 11-18 however it gives us a better understanding of how many young people we have reached.

Age Ranges	Worcestershire	Bromsgrove	Malvern Hills	Redditch	Worcester	Wychavon	Wyre Forest
10-14	31,500	5,300	4,100	4,900	5,500	6,600	5,000
15-19	32,300	5,200	4,300	4,700	6,300	6,500	5,200
Total	63,800	10,500	8,400	9,600	11,800	13,100	10,200

District	Total Participation of young people
Wyre Forest	852
Bromsgrove	814
Worcester City	702
Malvern Hills	615
Redditch	567
Wychavon	420
Unknown Participation	55
Worcestershire Total	4,028

Every year young people who are Youth Parliament members debate the top 4 issues nationally at the House of Commons.



After the young people debated in the commons and voted on which issue was the most important. UK Youth Parliament has chosen to focus on lowering the voting age to 16 and put an end to knife crime in 2019. A youth select committee will work with the government to look at these important issues for young people.

The Big Count

We got to count all of the votes received from schools, colleges and youth organisations working with young people from 11-18years from around Worcestershire. We counted all of these votes and submitted them to Youth Parliament.

We decided to use Make Your Mark as an opportunity to find out what young people in Worcestershire felt was the most important issues to them. The Worcestershire Youth Cabinet will then Campaign on the top 3 issues.

Nationally, there were **1,106,788** votes from every corner of the country.

We managed to get the views of **4,028 young people here in Worcestershire** aged 11-18.

How Did We Do This?

We did not manage to get as many votes as we did last year but we still did really well and we are very proud of the results.

Lots of us took the ballots to our schools, asking students to vote. We also attended Worcestershire Pride and 36 young people took part. Some schools and colleges also signed up directly with the British Youth Council.

Our youth workers also sent information about what we were doing to lots of other people.

We then counted all of these votes.

What didn't go so well?

Well, some of us really had to try hard to get some of our schools involved and get them to see why it was important to us to have our say and allow others to have theirs.

We currently do not have any Youth Cabinet Members from Redditch so it was more difficult to get schools to take part in Make Your Mark in this district. We are hoping to recruit young people from Redditch by working with our Elected Members of the County Council.

Worcestershire

District	Name of school, college or youth group	1. Mental Health	2. End Period Poverty	3. Votes@16	4. End Knife Crime	5. Curriculum for Life	6. Support Youth Services	7. Equal Pay, Equal Work	8. Homelessness	9. Transport	10. Welcome Refugees	Spoilt Ballots	Total Votes
Malvern Hills	Hanley Castle High School	99	80	61	87	50	4	67	80	55	30	2	615
Worcester	Christopher Whitehead Language College	119	88	37	105	34	10	127	100	36	32	14	702
Wychevon	St Egwins CE Middle School	49	26	7	69	14	4	54	33	1	3	4	264
Wychevon	Prince Henry's High School	27	22	24	16	7	1	24	16	6	6	7	156
Bromsgrove	Bromsgrove School	51	28	15	37	33	4	22	32	13	19	7	261
Bromsgrove	Catshill Middle School	36	17	1	36	12	1	16	26	2	4	0	151
Bromsgrove	North Bromsgrove High	80	44	42	61	36	4	51	33	34	1	16	402
Wyre Forest	Haybridge High School and Sixth Form	128	45	123	114	93	86	71	109	34	49	0	852
Redditch	Woodrush High School	98	29	30	175	59	7	59	73	26	11	0	567
Mix	Online Votes	5	0	5	2	1	1	4	1	2	1	0	22
Mix	Pride	19	6	4	1	0	1	2	1	0	2	0	36
		711	385	349	703	339	123	497	504	209	158	50	4028

West Midlands	Worcestershire	Bromsgrove School	Paper ballots	850
West Midlands	Worcestershire	Catshill Middle School	Paper ballots	160
West Midlands	Worcestershire	Hagley Catholic High School	Paper ballots	50
West Midlands	Worcestershire	Haybridge High School and Sixth Form	Paper ballots	850
West Midlands	Worcestershire	Heart of Worcestershire College	Paper ballots	2200
West Midlands	Worcestershire	St Egwins CE Middle School	Paper ballots	50
West Midlands	Worcestershire	The Chantry School	Paper ballots	50
West Midlands	Worcestershire	Tudor Grange Academy Worcester	Paper ballots	1400
West Midlands	Worcestershire	Woodrush High School	Paper ballots	1000
West Midlands	Worcestershire	Worcestershire Youth Cabinet	Paper ballots	100

Surprisingly some schools signed up for ballots however they did not submit any results for Make Your Mark.

These schools are:

- Hagley Catholic High School
- The Chantry School
- Tudor Grange Academy Worcester
- Heart of Worcestershire College

Perhaps we can contact schools when they sign up to offer assistance.

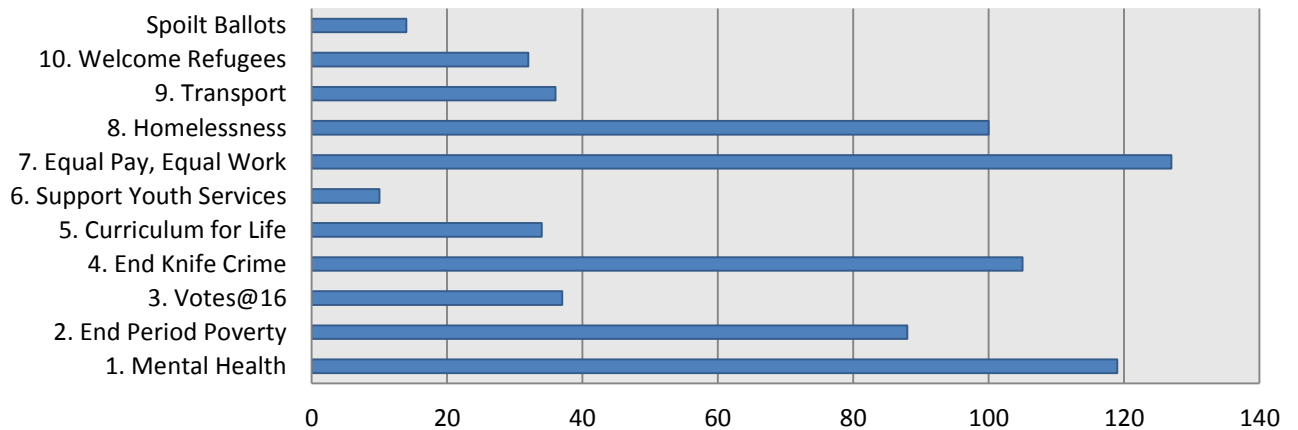
What Did Worcestershire Young People Think?

	Issue	Number of Votes by Young People
1.	Mental Health Mental health services should be improved with young people's help; and should be available in schools.	711
2.	Put an end to Knife crime Too many young people's lives are lost to knife crime; the Government need to do more to help end the knife crime epidemic.	703
3.	Let's tackle Homelessness Every person should have a place to live and the opportunity to live comfortably. Let's make it happen and put a stop to homelessness.	504
4.	Equal Pay for Equal work Give young people the same amount of pay, if they are doing the same work as adults in the same job.	497
5.	End Period Poverty Sanitary products are an essential item. The Government and the NHS should make them free and accessible for all who need it.	385
6.	Votes at 16 – UK Give 16 and 17 year olds the right to vote in all elections/referendums.	349
7.	A curriculum to prepare us for life Schools should cover topics like finance, sex and relationship education and politics.	339
8.	Transport Make public transport cheaper, better and accessible for all.	209
9.	Welcome Refugees – UK Everyone deserves the right to live without fear of death and persecution so we believe that refugees should be welcomed into communities in the UK.	158
10.	Support Youth Services Youth services help young people but in recent years they have been cut. Youth services need better financial support and security.	123
11.	Spoilt Votes	50
	Total of votes	4,028

District Break Down - What does it mean for my area?

Here below is the data broken down into Districts from Make Your Mark. The organisations who participated are listed with results. Districts with more than one school have been added together and are the total districts category. Submissions from online and Worcestershire Pride are in the unknown chart as addresses were not taken.

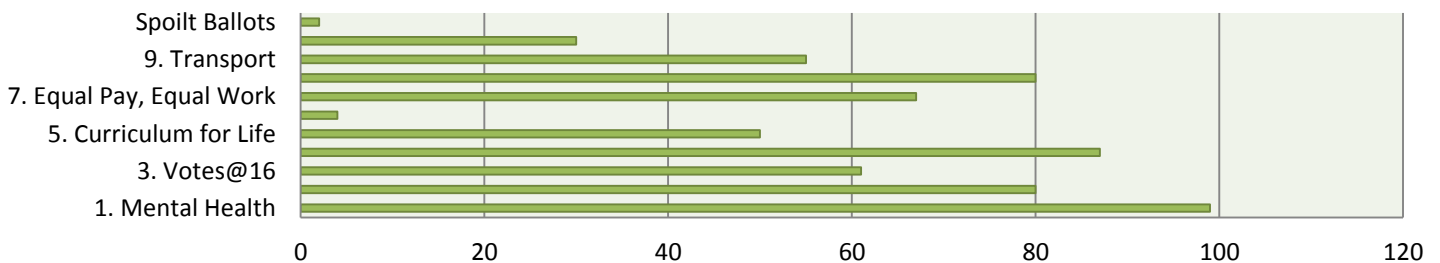
Worcester City District



	1. Mental Health	2. End Period Poverty	3. Votes@16	4. End Knife Crime	5. Curriculum for Life	6. Support Youth Services	7. Equal Pay, Equal Work	8. Homelessness	9. Transport	10. Welcome Refugees	Spoilt Ballots
■ Christopher Whitehead Language College	119	88	37	105	34	10	127	100	36	32	14

Worcester Total = **702**

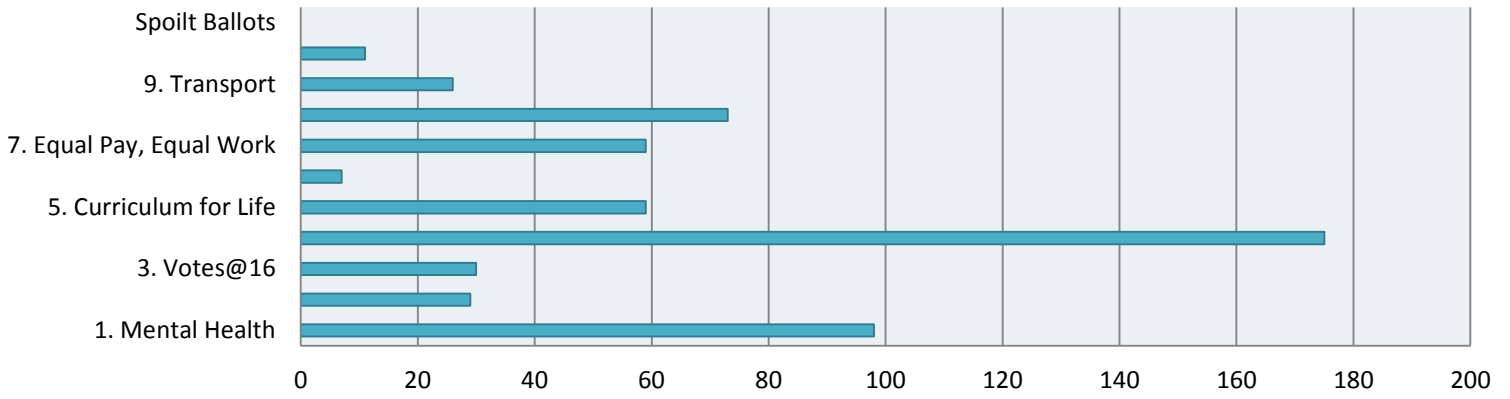
Malvern Hills District



	1. Mental Health	2. End Period Poverty	3. Votes@16	4. End Knife Crime	5. Curriculum for Life	6. Support Youth Services	7. Equal Pay, Equal Work	8. Homelessness	9. Transport	10. Welcome Refugees	Spoilt Ballots
■ Hanley Castle High School	99	80	61	87	50	4	67	80	55	30	2

Malvern Hills Total = **615**

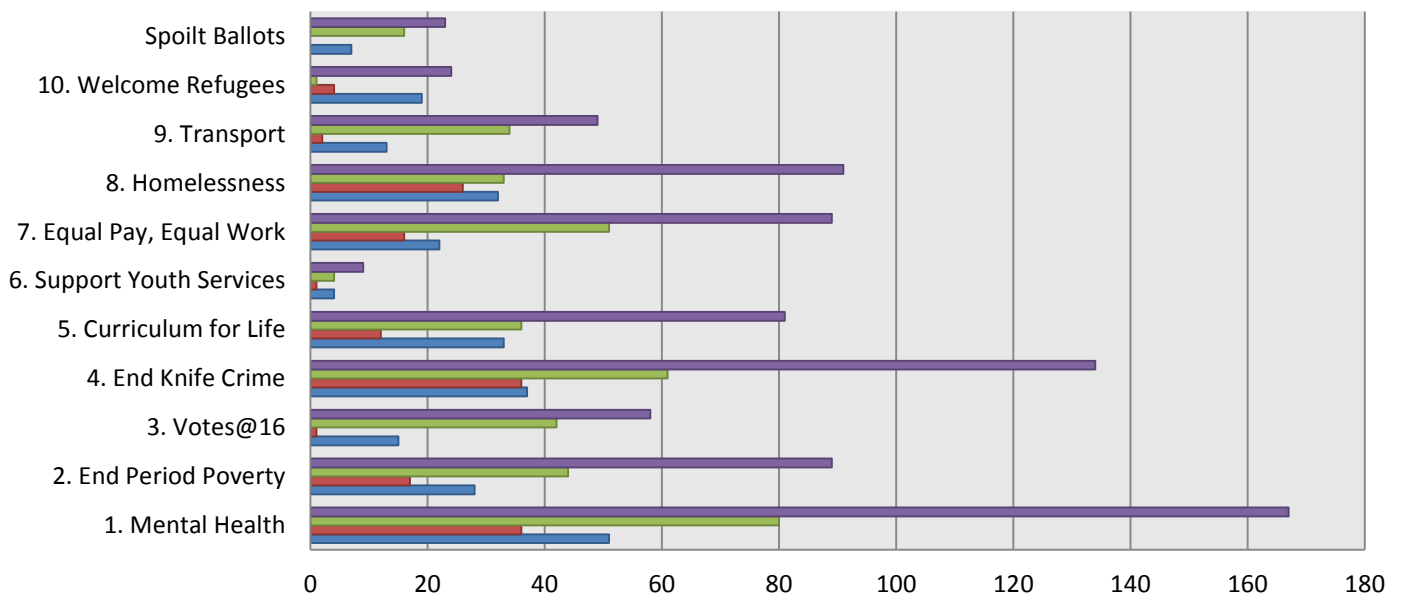
Redditch District



	1. Mental Health	2. End Period Poverty	3. Votes@16	4. End Knife Crime	5. Curriculum for Life	6. Support Youth Services	7. Equal Pay, Equal Work	8. Homelessness	9. Transport	10. Welcome Refugees	Spoilt Ballots
■ Woodrush High School	98	29	30	175	59	7	59	73	26	11	0

Redditch Total = **567**

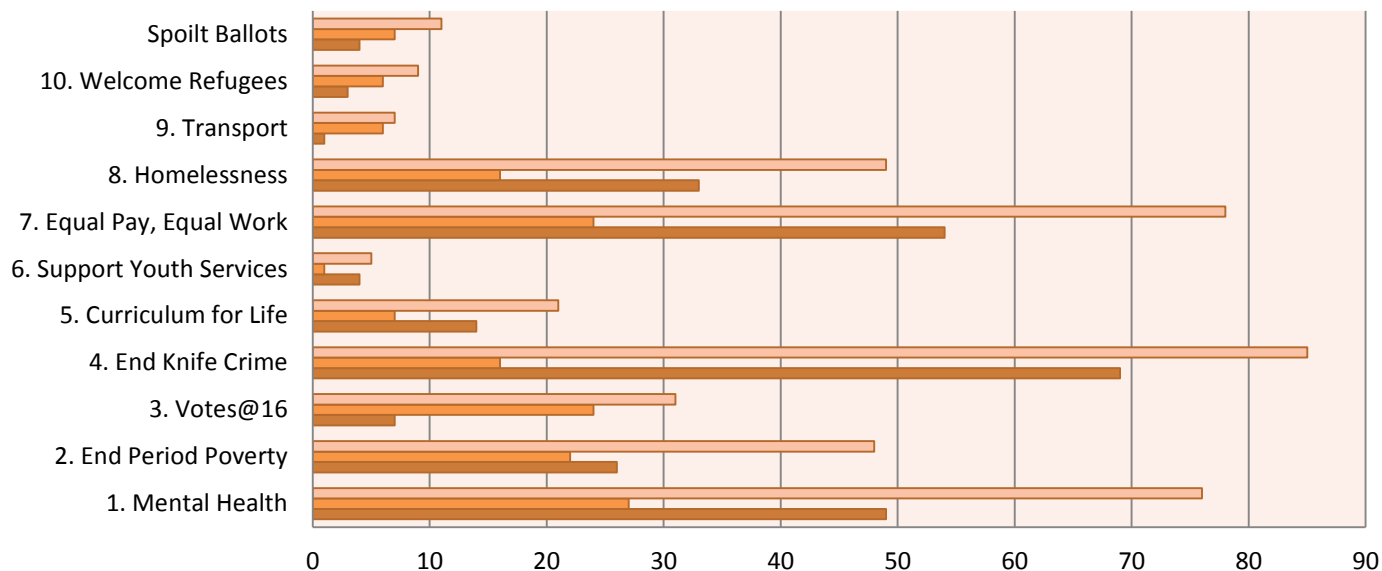
Bromsgrove District



	1. Mental Health	2. End Period Poverty	3. Votes@16	4. End Knife Crime	5. Curriculum for Life	6. Support Youth Services	7. Equal Pay, Equal Work	8. Homelessness	9. Transport	10. Welcome Refugees	Spoilt Ballots
■ Total Bromsgrove District	167	89	58	134	81	9	89	91	49	24	23
■ North Bromsgrove High	80	44	42	61	36	4	51	33	34	1	16
■ Catshill Middle School	36	17	1	36	12	1	16	26	2	4	0
■ Bromsgrove School	51	28	15	37	33	4	22	32	13	19	7

Bromsgrove Total = **814**

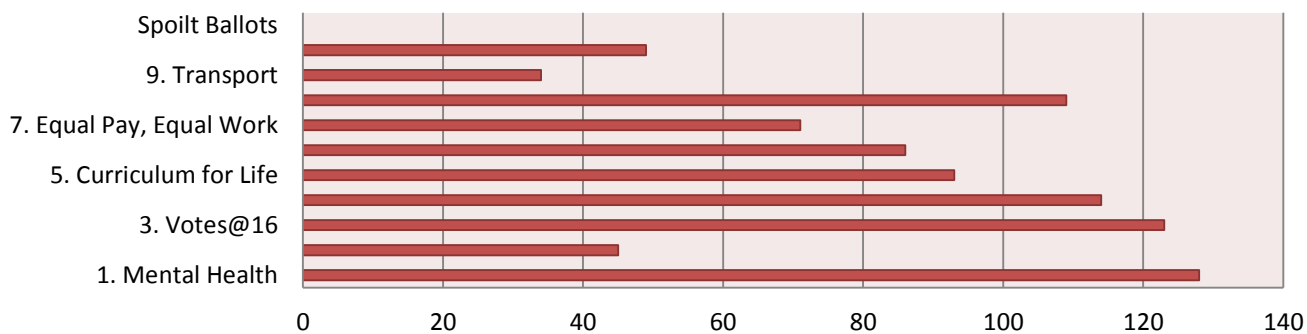
Wychavon District



	1. Mental Health	2. End Period Poverty	3. Votes@16	4. End Knife Crime	5. Curriculum for Life	6. Support Youth Services	7. Equal Pay, Equal Work	8. Homelessness	9. Transport	10. Welcome Refugees	Spoilt Ballots
Total Wychavon District	76	48	31	85	21	5	78	49	7	9	11
Prince Henry's High School	27	22	24	16	7	1	24	16	6	6	7
St Egwins CE Middle School	49	26	7	69	14	4	54	33	1	3	4

Wychavon Total = **402**

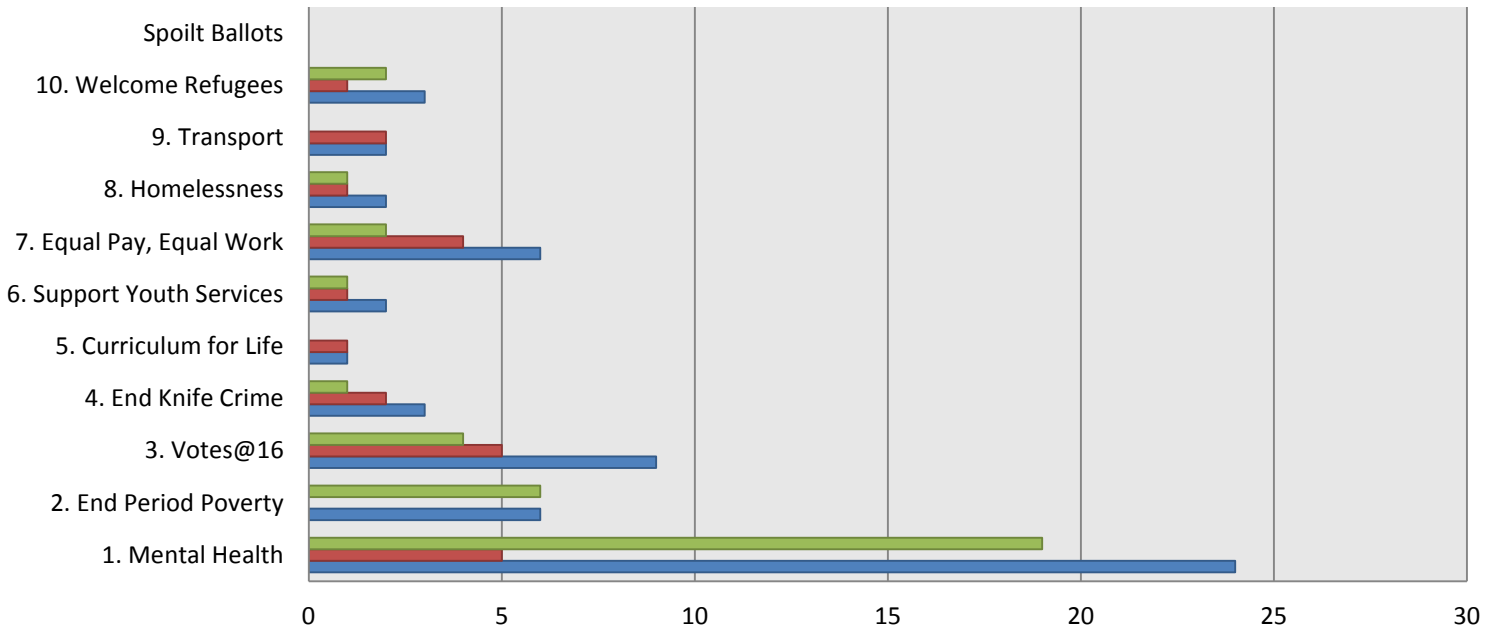
Wyre Forest District



	1. Mental Health	2. End Period Poverty	3. Votes@16	4. End Knife Crime	5. Curriculum for Life	6. Support Youth Services	7. Equal Pay, Equal Work	8. Homelessness	9. Transport	10. Welcome Refugees	Spoilt Ballots
Haybridge High School and Sixth Form	128	45	123	114	93	86	71	109	34	49	0

Wyre Forest Total = **852**

Unknown District Results



	1. Mental Health	2. End Period Poverty	3. Votes@16	4. End Knife Crime	5. Curriculum for Life	6. Support Youth Services	7. Equal Pay, Equal Work	8. Homelessness	9. Transport	10. Welcome Refugees	Spoilt Ballots
■ Mix Pride	19	6	4	1	0	1	2	1	0	2	0
■ Mix Online Votes	5	0	5	2	1	1	4	1	2	1	0
■ Total for both	24	6	9	3	1	2	6	2	2	3	0

Unknown districts Total = **55**

As you can see not many Worcestershire young people chose to take part in online consultation with only **22 submissions**.

What Next?

We will take the **top 3 issues** from these results and turn it into our **local plan** (manifesto) for 2019. This will happen once Worcestershire Youth Cabinet membership is decided in March 2019. We will work on our current plan until then (which has some of the same issues).

We will also be helping support the campaigns that will run across the whole country which UK Youth Parliament has chosen to focus on; these are lowering the voting age to 16 and putting an end to knife crime in 2019. The decision came following the UK Youth Parliament's tenth House of Commons debate which was chaired by the Speaker, Rt Hon John Bercow MP. Knife crime was declared a top concern in the UK Youth Parliament's Make Your Mark ballot of over 1.1 million young people.

What Can YOU Do?

Please share this with as many adults as you can, we think that it is very important that as many people as possible know what really matters to young people here in Worcestershire as they may be able to help make things better.

If you think you can do something about any of these issues, and would like to work alongside the Youth Cabinet and Youth Parliament to try to improve things for young people then please get in touch. We always want help and support with our campaigns; sadly we need adults on our side to get much done. If you are one of those helpful adults. We need you!

So if you have any ideas or would just like to say hello to us please get in touch with us. We always like to hear from people.

Luckily it is really easy to contact us:

Email: youthvoiceteam@worcestershire.gov.uk

Twitter: @youthcabinetW

Phone: 01905 846498

Address: Worcestershire Youth Cabinet, Youth Voice Team, St Johns Community Centre, Swanpool Walk. Worcester. WR2 4EL

